



Central Minnesota Adult Basic Education
700 7th Street South
Waite Park, MN 56387
(320) 529-6500, x6211
abe@isd742.org

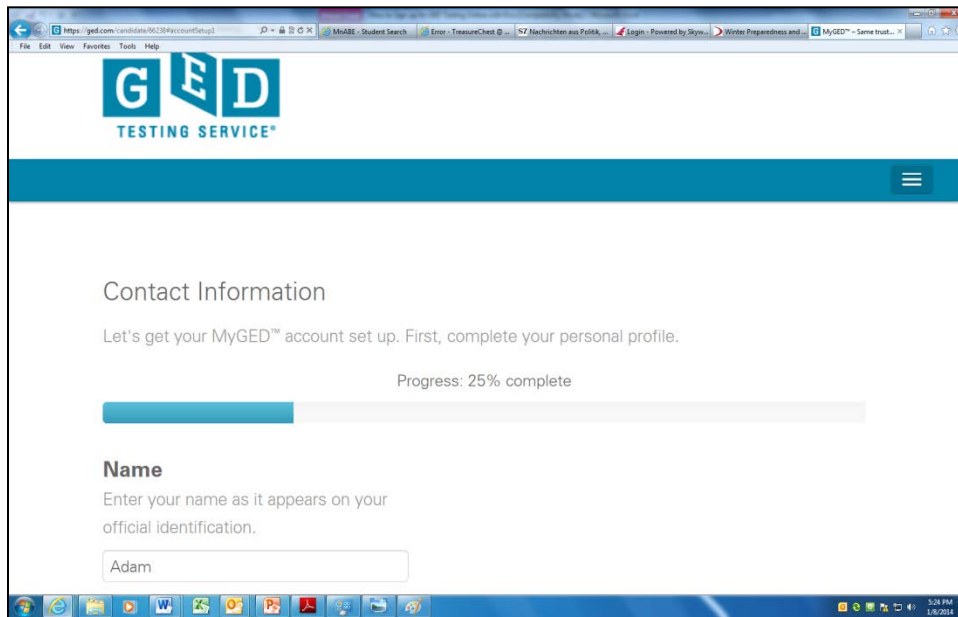
Accessing the Official GED Practice Test: GED Ready™

1. Create a GED Testing Service's Account by navigating to <https://ged.com> on your web browser. Find the spot that looks like this:

A screenshot of the MyGED sign-up form. The form has a light gray background. At the top, it says "Sign up for MyGED™ today" in a blue font. Below that, it says "Completed GED® test before 2014? [Get transcript](#)". There is a magnifying glass icon over the text "Need an email account?". Below this are three input fields: the first two contain the email address "amajor@isd622.org" and the third contains a series of dots representing a password. Below the input fields is a checkbox with a checkmark, followed by the text: "By accessing this website and checking this box, you indicate your acceptance of GED Testing Service LLC's [Privacy and Cookies Policy](#) and [Terms and Conditions](#)". At the bottom of the form is a large blue button with the text "Sign Up". Below the button, there are two lines of text: "Canada or International students. [Schedule here](#)" and "Finishing testing in 2013? [Schedule here](#)".

2. Enter your **Email Address** (twice) and a unique **Password**.
3. Click **Sign Up**.

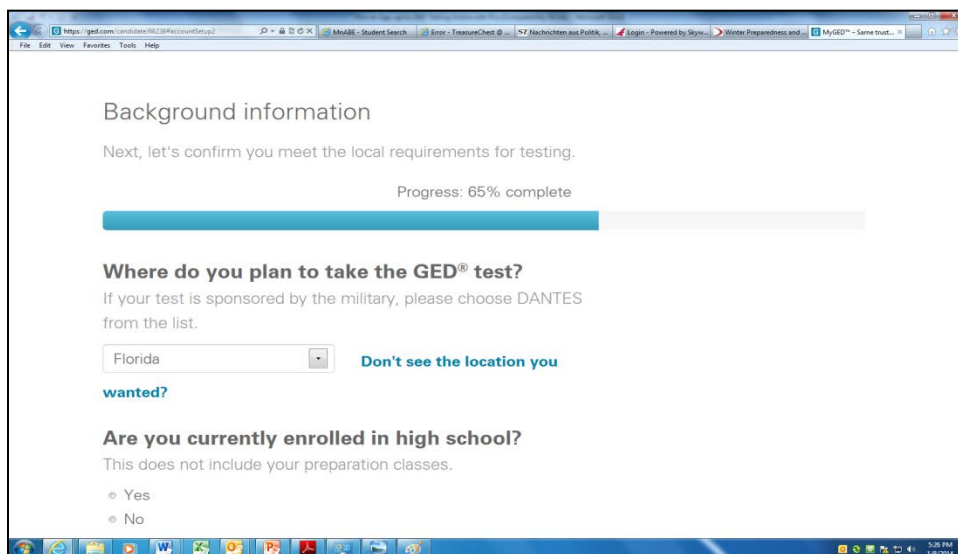
4. After Clicking **Sign Up**, you will be brought to a page that looks like this:



5. **Fill in** the requested information. **Make sure** to spell your name **exactly** as it appears on your **government-issued ID**.

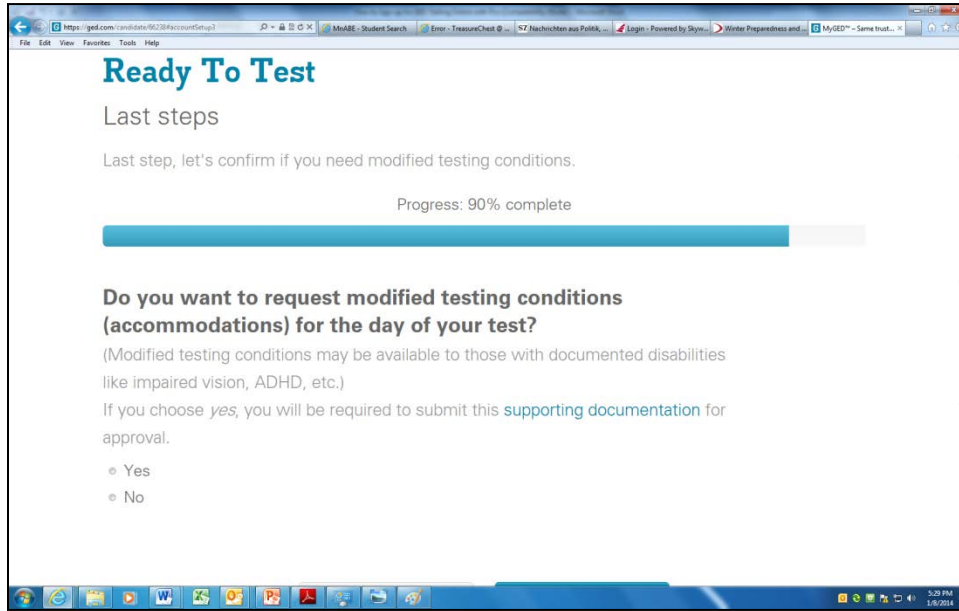
6. Click **Continue** at the bottom of the page.

7. After Clicking **Continue**, you will be brought to a page that looks like this:



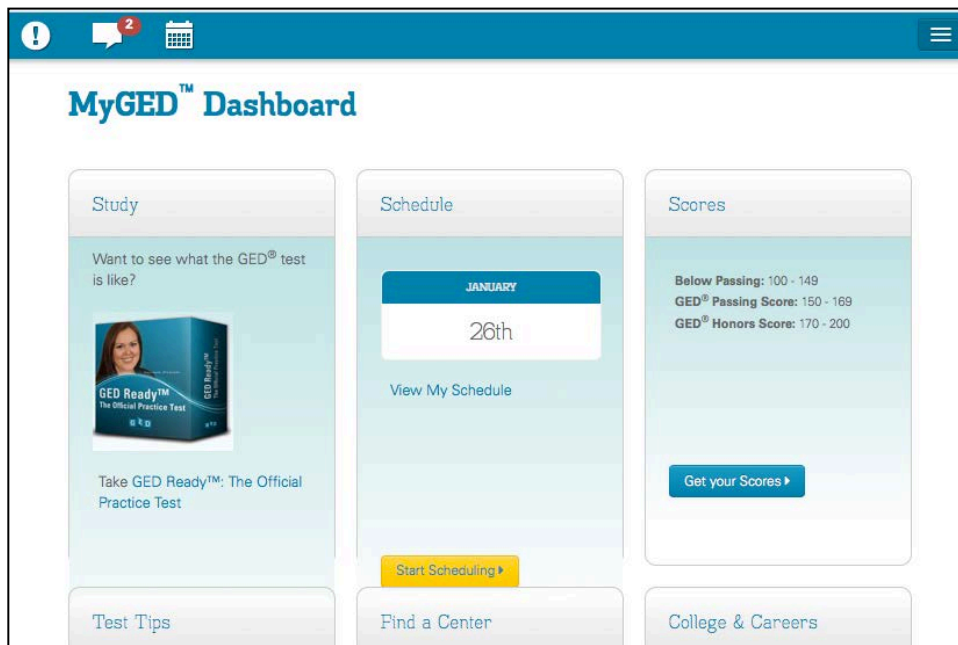
8. **Fill in** all the requested information and click **Continue**.

9. After Clicking **Continue**, you will be brought to a page that looks like this:



10. Answer the question and click **Continue**.

11. After Clicking **Continue**, you will be brought to the **MyGED Dashboard** page.



12. Under the Study section, Click on the link titled, “Take GED Ready™ The Official Practice Test”.

13. After Clicking on the link, you will be brought to a page that looks like this:

GED Ready™: The Official Practice Test [Back to Dashboard](#)

Choose Subject

- Mathematical Reasoning
- Reasoning Through Language Arts
- Science
- Social Studies

Choose Language

- English
- Spanish

By checking the box you signify that you have read, understand and agree to the [terms of the GED® Test Non Disclosure Agreement \("NDA"\)](#). If you have any questions please contact contracts@GEDtestingservice.com or call 1-952-681-3444.

Take GED Ready™

What is GED Ready™?

GED Ready™ is the official practice test for the 2014 GED® test. It was developed by the same people who created the real test, but it's only half the length of the actual test.

Why should I take it?

- It's the only test designed to tell you instantly if you are likely to pass the real test.
- If you're not ready for the real test, you will receive specific instructions on what to study next.
- The test questions look exactly like the real test, so you will be prepared on test day.

How much does it cost?

- Pay with a voucher: if you received a voucher you can enter the voucher code on the payment screen to cover the cost.
- Pay online: If you do not have a voucher, the price is \$6.00 per subject.

What you need for GED Ready™

- Must take on a computer
- Minimum internet browser version: Internet Explorer 8.x, Firefox 6.x, Safari 5.x, or Chrome 12.x

14. Answer the questions and click **Take GED Ready™**.

15. After Clicking **Take GED Ready™**, you will be brought a page that looks like this:

My Order

Description	Details	Price	Actions
Exam SCI_RA: GED Ready™ - Science Language: English Exam Length: 47 minutes	Exam Availability From: January 26, 2014 To: May 26, 2014	6.00	Remove

Total Due

Subtotal:	6.00
Tax:	0.00
ESTIMATED TOTAL DUE:	USD 6.00

or

You can enter voucher/promotion codes on the payment screen.

16. Check the order, then Click **Proceed to Checkout**.

17. After Clicking **Proceed to Checkout**, you will be brought a page that looks like this:

The screenshot shows a checkout page titled "Checkout - Step 1: Confirm Personal Information". At the top, there is a progress bar with five steps: "Confirm Personal Information" (highlighted in blue), "Agree to Policies", "Enter Payment", "Submit Order", and "Receipt". Below the progress bar, the user's name is listed as "Name: Bill A Gorcica" and the telephone number as "Telephone: +1 320-555-1212". At the bottom of the page, there are two buttons: "Previous" on the left and "Next" on the right.

18. Confirm your information, then Click **Next**.

19. After Clicking **Next**, you will be brought a page that looks like this:

The screenshot shows a checkout page titled "Checkout - Step 2: Agree to Policies". At the top, there is a progress bar with five steps: "Confirm Personal Information", "Agree to Policies" (highlighted in blue), "Enter Payment", "Submit Order", and "Receipt". Below the progress bar, the page title is "GED Testing Service Policies". The page contains several sections of text: "System Requirements" (explaining minimum system requirements for the exam), "Operating System" (listing Windows 2000 or higher, Mac OS X 10.3.9 or higher), "Internet Browser" (listing Firefox 6, Safari 5.0, Chrome 12, Internet Explorer 8, and noting that JavaScript and cookies must be enabled), "Internet Connection" (noting the need for a sustained, high speed connection), "Cancellation Policy" (explaining the rules for cancelling the practice test), "Practice test policy" (noting that some states require taking the practice test before the GED test), and "Additional Information" (noting that the purchase is for one attempt and a calculator is not included).

20. Read the policies, then check the box at the bottom of the page stating that you have read the policies.

21. Then, Click **Next**.

22. After Clicking **Next**, you will be brought a page that looks like this:

Order Total

Subtotal: 6.00

Tax: 0.00

TOTAL DUE: USD 6.00

[Add Voucher or Promo Code](#) [What is this?](#)

Voucher/Promotion Code: **Apply**

23. Enter the voucher number you were given by your instructor, then Click **Apply**.

Note: You can also use this screen to pay for the practice test by entering credit card information.

24. After Clicking **Apply**, you will be brought a page that looks like this:

Your order is NOT complete until you click the "Submit Order" button.

Confirm Order Details

Description	Details	Price
Exam SCI_RB: GED Ready™ - Science Language: English Exam Length: 47 minutes	Exam Availability From: January 26, 2014 To: May 26, 2014	6.00

Payment Details

Exams for	Order Total
Name: Laurie Leitch	Subtotal: 6.00
GED ID: 20140111-5130-9174	Tax: 0.00
	Voucher: -6.00 <i>GED Ready 100% Instructor Free Trial of GED Ready (Not going on any sites)</i>


25. Review all information, then Click **Submit Order**.

26. After Clicking **Submit Order**, you will be brought a page that looks like this:

Checkout - Step 5: Receipt

Confirm Personal Information Agree to Policies Enter Payment **Submit Order** **Receipt**

You have successfully purchased an online exam. You may begin the exam now, or return to your home page to begin the exam later. Exam availability details are listed below.

 [Print Receipt](#)

Online Exam Details

Description	Details	Order Information	Price
Exam SCI_RB: GED Ready™ - Science Language: English Exam Length: 47 minutes	Exam Availability From: January 26, 2014 02:15 PM CST To: May 26, 2014 03:15 PM CDT	Order Number/Invoice 0010-5686-4041 Registration ID 265234846 Status Purchased	6.00

[Begin Exam](#)

27. Click **Begin Exam** to start your official practice test.

Good Luck!