



# Apollo College Series: 1

October is College  
Knowledge Month

Apollo High School





# What is College Knowledge Month?

- "provide every graduating high school senior with the preparation, opportunity, and support needed to apply to college. This month-long effort each October allows students to do more than just submit a college application." (Minnesota Goes to College)
- October also gives more opportunity to students to apply to college for FREE...check out this list to see what colleges you can apply to for free this month and possible all year

[Colleges with free application](#)



# Why college?

- 1. Knowledge:** A college education teaches you to think critically and abstractly, to express your thoughts and opinions, to weigh options and make informed decisions.
- 2. Potential:** College brings you a world of information as you explore your interests, and helps you understand the issues that connect communities, the nation and the world.
- 3. Opportunity:** Critical thinking and new technology skills are vital for success and advancement in today's workforce and provide you with more career and job options.
- 4. Income:** A person with a college certificate or degree (associate, bachelor's degree or higher) typically has a higher income and is less likely to be unemployed or underemployed than someone with a high school diploma

For more information on why you should go to college, follow this link: [\(Minnesota Goes to College\)](#)

# Preparing for college

- Tips on preparing for college
  - Take notes and learn good study habits
  - Listen and ask questions
  - Take rigorous classes that will prepare you for college level classes
  - Learn what you want in a college/university
  - Complete interest inventories to give ideas of where your interests are for possible careers
  - Research and tour colleges
  - Learn more about the differences between degrees, majors, certificates pathways
  - Prep/take any college level exams required by specific institutions

To learn more information on tips for preparing for college, follow this link: [MN Goes to College](#)



# Preparing for college continued

- Things to do your **SENIOR** year:
  - August: save money for college, decide top college choices, request for admissions information
  - September: mark your calendar with deadlines for registration, admissions, and financial aid, look at virtual tours of colleges, register for ACT/SAT(*see note below*) if you haven't taken them, set up FAFSA
  - October: Take ACT/SAT (*see note below*), finish FAFSA, attend college planning nights, College Knowledge Month
  - November: complete applications by their deadlines, if you haven't already done so: attend college planning nights, complete FAFSA, review you Student Aid Report (SAR), and complete for every scholarship you are eligible for
  - December: research deadlines at the college you plan to attend, such as housing, and school specific financial aid applications and deadlines, keep watch on scholarships

For more details on preparing for college each month follow this link:[Preparing for College](#)

**\*\*IMPORTANT INFO ABOUT ACT:** Given COVID19 circumstances, please check with individual colleges to get an update on their expectations/requirements for the ACT

# Preparing for College continued

- January: keep watching scholarships and get an early start on completing them, don't let your grades slide towards the end of the school year
- February: be mindful of deadlines
- March: be on the lookout for school acceptance letters, look for summer jobs
- April: notify schools that you choose not to attend, plan for registration, orientation, and housing
- May: finalize summer job plans, prepare a realistic student budget, follow up with counselors to ensure they forward your final transcripts to the college
- June: plan for college transportation, attend or register for orientation, work with parents/guardians on things that you need to know how to do while at college
- July: save money, register for fall semester

For more details on preparing for college each month follow this link: [Preparing for College](#)



# Choosing College

- After high school....there are many paths you can choose for higher education. The 2 main options would be to enroll in:
  1. Technical/Community College (Certificate, AA): 1-2 Years
  2. College/University (Bachelor's degree or Masters/beyond) 4 years+
- To learn more about the differences between a 2 year and 4 college view this link: [Difference between 2 and 4 year college](#)
- To learn more about what trades or certificates you could earn at a Technical or Community College view this link: [MN Goes to College, Trade school vs. College](#)

## Things to consider when choosing:

- Location
- Cost
- Degrees/majors
- Size of campus
- Campus Environment
- Housing Options
- Social Activities/clubs
- Athletics
- Financial Aid

For more information follow this link:

[Considerations](#)




Use this link to view an interactive map of colleges in the MINNSTATE system: <https://www.minnstate.edu/campusesprograms/index.html>

LARGEST UNIVERSITY BY ENROLLMENT IN EACH STATE



*Is Bigger Better?  
Largest Colleges in the Nation*

Top 10 Largest Colleges  
(By Enrollment)

Arizona State University		59,794
University of Central Florida		58,587
The Ohio State University		56,867
University of Minnesota		52,557
University of Texas at Austin		51,112
Texas A&M University		50,051
University of Florida		49,589
Michigan State University		47,800
Pennsylvania State University		44,485
University of Michigan		42,716



# 3 College Systems In MN

MINNSTATE

University of  
MN

Minnesota  
Private  
Colleges

College Navigator: use the link to search colleges and majors nationwide: [Click Here](#)  
Enrollment numbers at MNSCU institutions: [Click here](#)

# Virtual Tours

## Minnesota Virtual College Exploration

September 28-October 14, 2020


For a virtual tour of the college, click on the link for the college below:

- [Bemidji State University](#)
- [University of Minnesota- Twin Cities](#)
- [Macalester](#)
- [Southwest Minnesota State University](#)
- [Winona State University](#)
- [North Central University](#)
- [College of Saint Benedict & Saint John's University](#)
- [Lake Superior College](#)
- [St Cloud State University](#)
- [Anoka Technical College](#)
- [St. Cloud Technical & Community College](#)
- [Saint Ben's and Saint John's](#)
- [North Hennepin Community College](#)
- [MN Private Colleges](#)

A stylized eagle logo in blue, white, and red, positioned on the left side of the slide. The eagle's head is turned to the right, and its beak is yellow. The logo is composed of bold, geometric shapes.

# Applying for college

- The common app is for helping you apply for college through one website. They have resources to learn how to pay for college and how to get to college
- For more information on the common app watch this video or click on the website link:
  - [Watch](#) [Website](#)



## How to pay for college?

- There are many resources to help you pay for college. Through financial aid (grants, loans, or workstudy), scholarships and savings, college becomes more affordable. Follow this link to learn more: [MN Goes to College](#)
- The Federal Student Aid page is where you can go to apply for some grants and loans to help pay for college. To learn more about what FAFSA is [visit this link](#). Follow this link to learn where you start your FAFSA journey: [FAFSA](#)
- The Apollo counseling page has a list of some scholarships that you can apply for. They also have some helpful college and financial aid links. Click the following link to learn more: [Apollo webpage](#)

## Steps for Filling out a FAFSA

### 1 Before Starting A FAFSA

#### Get organized.

- Determine your dependency status..
- FAFSA on the web worksheet.
- Search for school codes.
- Students and parents apply for a PIN.
- Check application deadline dates.

### 2 Filling Out A FAFSA

#### Fill out the application.

- Fill out your FAFSA.
- Open your saved FAFSA or correction application.
- Sign electronically with your PIN.

### 3 FAFSA Follow-Up

#### View your results online.

- Check status of a submitted FAFSA or print signature page.
- Make corrections to a processed FAFSA.
- Add or delete a school code.
- View and print your student aid report.





# Questions

- [For questions...make an appointment or contact your school counselor at: ApolloCounseling Page](#)
- Junior Group Guidance video from your counselors: [click here](#)
- Senior Group Guidance video from your counselors: [click here](#)

				
Amanda Parker 9 <sup>th</sup> Grade	Gretchen VanHauen 10-12 <sup>th</sup> Grade A-D	Jessica Glieden 10-12 <sup>th</sup> Grade E-Le	Richard Larson Li-P	Toni Backes